

DIY BUNTING FOR 2022 SANCTUARY CELEBRATION

BUNTING TYPE 1 : ICONS

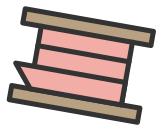
WHAT YOU NEED:



SCISSORS



STAPLER



STRING

HOW TO:

1

CUT OUT COLOURED
BUNTING IMAGES

2

WRITE CORRESPONDING NUMBERS
ON BACK OF CUT OUTS


3

STAPLE THE TOP OF CUT OUTS
ONTO STRING IN NUMERICAL
ORDER

4

HANG UP BUNTING TO DECORATE
FOR YOUR SANCTUARY
CELEBRATION

**COMPLETED BUNTING
SHOULD LOOK LIKE THIS**






1



2



3



4




5



6



7



8



9



10